

Your home made beautiful

whatever the **style, period** or **location**



for quality **windows and doors** make sure you choose **ADVANCE7**



Your home made beautiful
whatever the style, period or location

CONTENTS

Introduction

Your Home Made Beautiful with Modern PVCu 02

About Selecta... 04

Energy Ratings & Thermal Efficiency 06

Security & Accreditations 08

The Window Range

- Casement, Bay, Bow or Tilt and Turn Windows 10

- Flush Sash Windows 12

- Sliding Sash Windows 14

- Sliding Sash Windows 16

The Door Range

- Residential Doors 18

- Composite Doors 20

- French Doors 22

- Patio Doors 24

- Bi-fold Doors 26

- Bi-fold Doors 28

- EASi-FOLD Doors 30

Installation Gallery

32

Conservatories & Orangeries

34

Colours, Style and Uniqueness

36

Holiday Home Windows & Doors

38

Technical Information

40


Your home made beautiful

with **modern PVCu** windows and doors

Modern PVCu windows and doors ultimately provide you with increased thermal performance thus ensuring heat stays in your home and reducing your energy costs.

Also, double or even triple glazed windows and doors have increased sound insulation along with high security locking systems and hardware.

All-in-all modern PVCu products will outperform older single and double glazed alternatives, increasing thermal efficiency throughout the home and improving security, whilst offering an aesthetically pleasing improvement to your home.




The innovative Advance 70 Window and Door Profile System from Selecta Systems has been designed to blend seamlessly in to the framework of your home, combining exceptional performance with beauty and elegance.

Using the most advanced technology, products from the Selecta Systems Collection will provide the ultimate in terms of thermal and sound insulation, appearance, durability and security.

**20%**

Our modern energy efficient Windows & Doors could save you up to 20% off your heating bill when upgrading from single glazed or older double glazed units



About Selecta...

...the UK's number one
PVCu Window & Door System
extruder and distributor



About Selecta Systems

Selecta Systems Ltd are a company with pedigree and integrity which is recognised for technical superiority, premium quality products and performance standards. Selecta prides itself on the reputation it has established over the years as a market leading innovator with unrivalled technical support services and quality assurance.

1. Research, Development & Design

Selecta Systems are committed to an ongoing Research and Development Programme and continually strive to improve their products and services.

To ensure new products achieve optimum performance, continuous analysis is an ongoing main priority. Products are selected for their durability and longevity and are subject to rigorous internal and external tests to satisfy both customer and climatic demands.

The product range from Selecta Systems has been carefully developed to incorporate a wide range of design aspects. Being aware of architects and specifiers requirements, planning is a vital component to ensuring that the most suitable products are provided for individual projects.



Initially Selecta were introduced into the UK market from Germany in the early 80's, and have established a standing for unrivalled quality and reliability. Selecta have developed strong business relations with customers ensuring that they tailor requirements to meet individual and consumer needs and additionally support fabricators and installers in their business development.

With over 35 years experience, Selecta Systems is firmly established as one of the UK's leading extruders of PVCu window and door systems. As a specialist within the industry Selecta System's peace of mind warranty is of paramount importance, with a dedicated team committed to providing only the best in terms of product and support services.

2. PVCu Extrusion

All Selecta Profile Systems are extruded in the UK at our state-of-the-art extrusion plant in Birmingham.

Profiles are extruded and tested for compliance to BS EN 12608:2003 with focus placed on thermal efficiency, sound insulation and product performance.

Materials are tested in accordance with and to BS EN 477:1999 (cold impact testing), BS EN 478:1999 (heat ageing), BS EN 479:1999 (heat reversion) and numerous other property checks.

As part of our Quality Management System (ISO9001:2008) the testing procedures are rigorous to avoid such detrimental effects that can occur including buckling and distortion. External audits for BS EN 12608:2003 / PAS 24:2016 (enhanced security performance) are also tested on a regular basis.


3. Fabrication & Installation


Selecta Systems have a network of fabricators and installers throughout the UK whom have been approved and endorsed by Selecta to manufacture their windows and doors. Not just anyone can fabricate Selecta products!

The network of approved Selecta fabricators have undergone a course of training by Selecta engineers to ensure they have adequate knowledge, skills and competence, and that the fabrication of Selecta products are carried out to a high standard.

Periodic service calls ensure that the approved fabricators continue to fabricate Selecta's products to that high standard which Selecta demands.

What this means to the consumer is that your windows and doors have not only been extruded and tested to comply with industry standards, but also that the fabricator has met the criteria determined by Selecta for the fabrication of Selecta products.





100% Our window and door profiles are extruded with 100% lead free materials making them one of the most environmentally friendly PVCu profiles on the market

Energy Ratings & Thermal Efficiency

with **modern PVCu** windows and doors

The window and door profiles used to make the frames for your home offer excellent thermal insulation, as the gaskets and weathertight seals shut out draughts while the glazing reflects the heat back in to your room.

The five chambers within the profiles also greatly improve the heat loss from your home. Aspects that will greatly reduce energy bills.



The benefits of energy-efficient windows

Smaller energy bills: replacing all single-glazed windows with A-rated double glazing could save you around £160 per year on your energy bills.

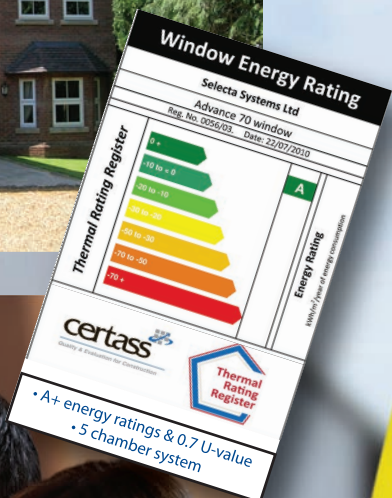
A smaller carbon footprint: by using less fuel, you'll generate less of the carbon dioxide that leads to global warming - typically, 680kg a year.

A more comfortable home: energy-efficient glazing reduces heat loss through windows and means fewer draughts and cold spots.

Peace and quiet: as well as keeping the heat in, energy efficient windows insulate your home against outside noise.

Reduced condensation: energy-efficient glazing reduces condensation build-up on the inside of windows.

The costs and savings for energy-efficient glazing will be different for each home and each window, depending on the size, material and installer. Double glazing should last for 20 years or more.



£160


Replacing single glazed windows with A Rated double glazed windows could save you up to £160 per year off your energy bill and insulate your home

Security & Accreditations

with **modern PVCu** windows and doors

The Selecta product range is British Standard Institute (BSi) tested and approved and is subjected to regular, extensive testing that is conducted via internal procedures and external independent assessment.

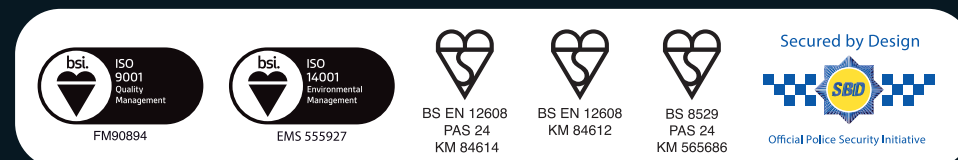
BSi Kitemark accreditation reflects high industry standards where tests expose the products to various extremes when installed, to demonstrate conformity, which reflects the premium quality of the profiles that are extruded by the company.



With manufactured windows and doors tested and approved to PAS 24 and Secured by Design you can be ensured of total 'peace of mind' when it comes to security.

Through regular assessment and ongoing monitoring procedures, the company guarantees that only the highest standards are maintained from design and production through to delivery and installation.

Accreditations held by Selecta Systems Ltd



Secured by Design

Selecta Systems window and door products have been designed to conform to the requirements of the Association of Chief Police Officers.



PAS 24:2016

Selecta Systems window and door products have been designed to conform with the standard for enhanced security performance requirements for window assemblies, which also includes testing for air and water tightness and wind loading.

BS EN 12608:2003

Selecta Systems window and door products have been designed to conform with the standard for quality, consistency and performance required for PVCu extruded hollow profiles. Selecta Systems products undergo regular testing for continued compliance.

BS EN ISO 9001: 2008

Selecta Systems Ltd - All production and quality management systems conform to ISO 9001:2008.



BS EN ISO 14001: 2004

Selecta Systems Ltd - All production and environmental management systems conform to ISO 1400:2004.



PAS 24 PAS 24 is the standard for enhanced security performance requirements for window assemblies which also includes testing for air and water tightness


The Window Range

made with **modern PVCu**

There are many aspects to consider when choosing new windows for your home. Whilst size and shape will depend largely on the type of aperture, a wide variety of options are available in order for you to achieve the appearance you require to make it as individual as the interior.

Whether you choose the sleek appearance of the original chamfered or more decorative sculptured profile, the Selecta Systems window range will give you easy to maintain windows that are stylish, elegant and unique.

Reassuringly, the wide variety of designs available will complement the architecture of any home and add value.



Glass, Ventilation and Security

When choosing your glass design it is very important to consider the levels of privacy you require as well as the architectural look of your home.

Patterned, stained, leaded and georgian glass options are just some of the choices available with toughened glass and low emissivity glass offering energy saving aspects that will allow you to select a style that is both beautiful and practical.

Top and side openings can be used in a variety of combinations giving you flexibility in terms of style as well as improved ventilation and safety exits.

The window shootbolts and locking system offer further 'peace of mind' with the majority offering the option of locking the window in a slightly open position.



5

The innovatively designed Advance 70 Window and Door System has 5 chambers which offers fantastic thermal performance and prevents heat loss through the frames



Advance 70 Windows

Key Characteristics

- Tilt and Turn - Inward opening for effective fire escape, easy cleaning and where restricted space outside makes outward opening hazardous.
- Choice of chamfered or sculptured integrated systems.
- Optional aesthetic features include run through sash horns, arched head insert and low level glazing beads and gaskets.
- Full range of supplementary profiles available to suit installation requirements.
- BS EN 12608:2003 / PAS 24:2016 Enhanced security performance requirements for window assemblies.

Appearance

Wide choice of coloured and foiled frames.
Add georgian bars and/or patterned glass.

Glazing

24mm, 28mm and 40mm glazing options available.
Internal or External Glazing.

Fittings and Hardware

Wide choice of handle and hinge options - style and colours.



Your home made beautiful
whatever the **style, period** or **location**

Your Window Options

Casement, Bow, Bay & Tilt and Turn Windows

For casement, bow, bay or tilt and turn windows, the Advance 70 System offers superb qualities that will exceed expectation in terms of performance, aesthetics and environmental issues.

This innovative system can be incorporated into new build as well as refurbishment schemes giving outstanding qualities and a superior overall finish to any project - making your home beautiful, secure and improve its thermal performance.

The five chamber system is designed to achieve high thermal efficiency standards that already surpass current government legislative requirements.

The chamfered & sculptured profiles are traditional in style which provide great strength while hi-flow drainage eradicates issues that can occur due to adverse weather conditions. This superior system, as the name would suggest, exceeds the highest industry standards.

Advance 70 Window Options

The Advance 70 system can be manufactured into internally, externally glazed casements, bows, bays or cottage style windows that give full access when opened, as well as tilt and turns. We try to ensure that we lead by example in terms of product diversity and standards.

Add extra features to your windows like sash horns, arch tops, georgian bars or patterned glass to give your windows that personal touch.

40 The conventional and pleasing Advance 70 Window and Door System can be fitted with 40mm triple glazed units which are optimised for improved performance



Flush Sash Windows

Key Characteristics

- A 70mm or 80 traditional frame choice - Modern or traditional
- A consistent 4mm sight-line between the sash and frame
- Excellent thermal performance for improved energy efficiency - 5 or 8 chambers dependent on frame
- High security locking system
- Night vent facility as standard

Appearance

Wide choice of coloured and foiled frames.
Add georgian bars and/or patterned glass.

Glazing

24mm Internal Glazing.

Fittings and Hardware

Heritage styled monkey tail handles and dummy stay
Wide choice of hardware and window accessories - style and colours.



Ask for our
Flush Sash
Windows Brochure
to see our full range



Your home made beautiful
whatever the **style, period** or **location**



NEW

The

SELECTA
SYSTEMS

15

— TRADITIONAL —
WINDOW COLLECTION

Flush Sash Windows

Traditional & Authentic Flush Windows

Whether you are looking at replacement or new build it is vitally important that the character and style of the property is maintained or created - whether modern or traditional in style. The fantastic benefit of flush sash windows are that they are the perfect option whatever the style.

With a range of on trend colour options a sleek and modern look can be achieved for your home.

Flush sash windows with a larger traditional frame provide the solution for those wanting to replace their timber styled alternatives. Manufactured to the elegant proportions of traditional flush sash windows, the very best of modern day technology enables you to enjoy the low maintenance and high security of PVCu, without the problems associated with timber flush sash windows.

The flush sash windows have the option of heritage style monkey tail handles and stays to complete that authentic and traditional look. Fitted with energy efficient glass, to reduce your heating bills, and high security locking systems thus giving you total 'peace-of-mind'. Choose from a wide range of styles, colours and hardware options to complement and maintain the style and charm of your home perfectly.

Our flush sash windows enable you to install new windows that blend into their surroundings and maintain the character of your property - city or countryside, commercial or residential, with a traditional or contemporary look with modern advantages.

4

With the Advance 70 Flush Window there is a consistent 4mm sight-line between the sash and frame, ensuring a tidy and sleek look to the window

for quality windows and doors make sure you choose ADVANCE7



Sliding Sash Windows

Key Characteristics

- Tilting upper and lower sashes for ease of cleaning.
- Optional aesthetic features include run through sash horns, decorative horns or an arched shaped head.
- Over 16 sliding sash styles available.
- PAS 24 / Secured by Design option available.
- Multi-chambered outer frame for excellent thermal performance.

Appearance


Wide choice of coloured and foiled frames.
Add georgian bars and/or patterned glass.

Glazing


24mm Internal Glazing.

Fittings and Hardware

Wide choice of hardware and window accessories - style and colours.



Ask for our
Sliding Sash
Windows Brochure
to see our full range



Your home made beautiful
whatever the **style, period** or **location**

Sliding Sash Windows

Traditional appearance, modern performance

Your property is so much more than just a house, it's your home and normally your largest single asset. So when you want to capture the look of a traditional vertical sliding sash window, our PVC-U windows are the perfect solution.

Manufactured to maintain the elegant proportions of traditional sash windows, whilst incorporating the very best of modern day technology, enables you to enjoy the low maintenance and high security of PVC-U without the problems associated with timber sash windows.

Our windows feature tilting upper and lower sashes for ease of cleaning, low line beads and gaskets for improved sight lines, energy efficient glass to reduce your heating bills, and above all they are quality assured for your peace of mind.

From a terraced house to a stately home, our vertical sliding sash windows ensure that your property retains its character and charm. You can choose from a wide range of styles, colours and hardware options to complement your home perfectly.

Many buildings have been subject to inappropriate window replacements that have ruined the character and look of the property. Our windows enable you to install new windows that blend into their surroundings - city or countryside, commercial or residential.

Our heritage vertical sliding sash windows are perfect for conservation or traditional projects, a classic look with modern advantages.

Sculptured georgian bars, sash horns, two sliding sashes and a choice of hardware, together with a selection of beautiful finishes, all add to the traditional feel of these beautiful windows.



16

There are 16 different sliding sash styles available for you to choose from, dependant on your preference and what will compliment your properties age and style

The Door Range

made with **modern PVCu**

The entrance to your home serves two main purposes; to act as a welcome to you, your family and friends and to keep unwanted visitors and the elements out.

Whether you require an inward or outward opening PVCu or GRP composite door, left or right hung preference or the choice of a low threshold easy access option for wheelchairs and pushchairs, you can rest assured that your door will look elegant whilst offering outstanding performance and security.

You may want to open up your living area to the outside and therefore French doors, patio doors, bi-fold doors or the new swing and slide doors would be of interest as they can provide a wall of glass and panoramic views that are perfectly framed.



Style, Security and the Elements

There are a wide variety of designs and colours to choose from that are finished in a pleasing woodgrain effect. Obscure or clear glass options are available in a diverse range of styles or perhaps you may wish to create a more elaborate design for the entrance to your home with the choice of decorative glass.

Our doors have been developed with high security multi-locking systems to provide enhanced security, strength and resistance against any unwelcome visitors, giving you complete reassurance and 'peace of mind'.

To complete the appearance of your door a wide range of quality handles, door knockers and letterplates in a variety of finishes are available for you to select.

Whether you're choosing a PVCu, composite, French, patio, bi-fold or swing and slide door from the Selecta range of doors they will give your property the added benefits of heat retention and reduced energy bills. Weathertight seals and frames will help to keep the cold and damp on the outside whilst high security multi-point locking systems keep unwanted visitors out!



3
Brisbane Way

67% Did you know that 67% of burglaries are attempted through a door? This is why every door we provide is fitted with a high security door locking system!

Residential Doors

Key Characteristics

- 70mm profile with a choice of chamfered or sculptured integrated systems.
- Open in and open out styles available for a variety of installations.
- Full glass, full panel, half and half glass with midrail and half glass and panel with midrail options available.
- Full range of supplementary profiles available to suit installation requirements.
- Side panel, top light and flag window options available.

Appearance

Wide choice of coloured and foiled frames.
Add georgian bars and/or patterned glass.

Glazing

24mm, 28mm and 40mm glazing options available.
Internal or External Glazing.

Fittings and Hardware

Wide choice of handle and hinge options - style and colours.



Your home made beautiful
whatever the style, period or location

Residential Doors

made with **modern PVCu**

The Advance 70 Door System offers excellent qualities in terms of thermal performance, security and aesthetics.

The chamfered or sculptured system compliments the windows and is completely bespoke and made to order.

There are wide variety of colour option, styles and configurations which allow for side panels and flag windows.

The residential doors can either be full frame or fitted with a Part M compliant low threshold and come with a variety of choices when it comes to hardware and furniture colour.

Advance 70 Door Options

The Advance 70 Door System is exceptionally practical and has been rigorously tested to withstand the elements. The door leaf can house double or triple glazed units, decorative panels or a combination of both as well as inward and outward opening options.

The Midrail option will accept a fully sleeved letterbox, whilst the full depth Eurogroove can house multi-point locking systems.



150

Did you know that PVCu is exceptionally difficult to ignite having a comparative ignition temperature 150 degrees higher than that of timber?



Composite Doors

Key Characteristics

- 70mm multi-chambered profile.
- Open in and open out styles available for a variety of installations.
- 25 year structural warranty - door slab.
- PAS 24 / Secured by Design option - high security.
- Low maintenance with outstanding thermal efficiency levels.

Appearance

Unlimited choice of door and frame colours.
Traditional and contemporary door styles.
Decorative glass options to suit all styles.
Traditional obscure glass patterns available.

Glazing

24mm glazing with clip in cassettes.

Fittings and Hardware

Choice of multi-point locking systems.
Wide choice of handle, letterplate, knocker and furniture options - style and colours.

Ask for our
Composite Door
Brochure to see
our full range



25
YEAR

Slab
Warranty

10
YEAR

Manufactured
Product
Guarantee

Your home made beautiful
whatever the style, period or location

Composite Doors

made with **Glass Reinforced Plastic (GRP)**

The Selecta composite door range is available for both domestic and commercial applications. There are a wide variety of composite door styles, glass designs, colours and hardware options and they are very functional in terms of security, weather deflection and thermal performance.

Composite doors are relatively maintenance free. The colour GRP (Glass Reinforced Plastic) skin ensures no priming, undercoating, top coating or varnishing saving you time and money for more important things. All that's needed is a quick wipe over occasionally with soapy water to keep them in good condition.

The composite doors can be inward or outward opening and be full frame or fitted with a Part M compliant low threshold option, making wheelchair and pushchair access far easier.

A number of configurations are available which allow for side panels and flag windows.

Composite Door Options

Composite doors are exceptionally practical and durable and have been rigorously tested to withstand the elements and unwanted attacks. Our composite doors come with the added 'peace of mind' of PAS 24 / Secured by Design options, thus giving you a high security door.

For those looking for something totally bespoke you can choose from a totally unlimited palette of colours! That favourite dress colour, wallpaper or fabric, anything is possible and can be matched with a RAL colour number.



19%

A 44mm GRP Composite Door is approximately 19% more thermally efficient than a 48mm solid timber core door, making the composite door a popular choice



French Doors

Key Characteristics

- 70mm multi-chambered profile.
- Open in and open out styles available for a variety of installations.
- 25 year structural warranty - Composite French door slab.
- High security multi-point door locking system.
- Low maintenance with outstanding thermal efficiency levels.

Appearance

Unlimited choice of door and frame colours - Composite French doors.
Decorative glass options.
Traditional obscure glass patterns available.

Glazing

24mm, 28mm & 40mm glazing options.
24mm glazing with clip in cassettes - Composite French doors.

Fittings and Hardware

Choice of multi-point locking systems.
Wide choice of hardware and furniture options - style and colours.



Ask for our
Composite Door
Brochure to see
our full range



Your home made beautiful
whatever the style, period or location

French Doors

a fully opening and **secure** entrance to your home

The Advance 70 French doors give you a fully opening and secure entrance to your home whilst also providing thermal performance and aesthetics.

French doors are alternative to patio or bi-folding doors and come with the choice of a chamfered or sculptured finish. They can be inward or outward opening depending on your available space with a wide choice of colour options to suit your style of property.

Fitted with a high security locking system you can also add sidelights for those larger openings whilst also adding bevelled or decorative glass to give you a bespoke looking door.

Composite French Door Option

Composite French doors give you the another option when choosing entrance doors for your property. With 11 styles available they work well as both internal dividers or for opening up your property to the outside.

Made from GRP (Glass Reinforced Plastic) they are hard wearing and a very low maintenance option whilst being secure, thermally efficient and available in an unlimited palette of colours with the slabs covered by a 25 year structural warranty.

With clear, obscure and decorative glass options Composite French Doors give you a comprehensive choice of extra's to make your doors unique and fit the style and period of your property perfectly.

11

The composite French doors are made of GRP (Glass Reinforced Plastic) and come in 11 different styles, thus giving you plenty of options when it comes to choice!



MASTERslide

PATIO DOOR SYSTEM BY SELECTA SYSTEMS LTD

Patio Doors

Key Characteristics

- 2, 3 or 4 pane options available.
- Optional mid-rail available that can accommodate letterplate.
- Internal or external sliding pane.
- Chamfered/Sculptured co-ex glazing bead.
- Multi chamber system.

Appearance

Wide choice of coloured and foiled frames.

Glazing

28mm glazing units.

Fittings and Hardware

6 point door locking system fitted as standard.
Wide choice of handle and hinge options - style and colours.
Grab type 'D' handle for easy operation.

Ask for our
Patio Door
Brochure to see
our full range



Your home made beautiful
whatever the **style, period** or **location**



MASTERslide

PATIO DOOR SYSTEM BY SELECTA SYSTEMS LTD

Patio Doors

made with **modern PVCu**

The MASTERslide Patio Door has been designed for practicality and performance.

The sliding design enables you to maximise your view of the outside and benefit from more light within your home.

Selecta has developed MASTERslide – a high-performance, secure and visually stunning PVC-U sliding door system that's designed for hassle-free operation and maintenance.

MASTERslide is a practical and versatile patio door with a stunning classic appearance which is why sliding doors have been a popular choice for decades.

Consistent, straightforward and smooth operation ensure that the sliding doors create a stylish, value-adding feature to your home.

MASTERslide Patio Door Options

Open up your home to the outside with a sliding wall of glass. Transform your living space with no barriers between the outside and your home.

Sliding Door openings can be up to four door panes wide. The simplistic roller assembly means doors can be configured to meet customers individual preferences, from a 2 pane configuration to a more complex 4 pane combination.

The patio door combinations are all encased within a slimline package with slim sight lines to rival any patio door on the market.

An attractive, unobtrusive D-handle fits flat to the door frame, enabling smooth operation of the sliding doors.

6

The MASTERslide Patio Doors provide excellent security and are fitted with a high security 6 point multi-locking system as standard

Ask for our
Bi-fold Door
Brochure to see
our full range



Bi-fold Doors

Key Characteristics

- Various Bi-fold styles incorporating 2 - 6 sash's available.
- Available in open in & open out styles for a variety of installations.
- Internal or external sliding pane.
- Chamfered/Sculptured co-ex glazing bead.
- Multi chamber system.

Appearance

Wide choice of coloured and foiled frames.
Full frame or 26mm ultra low threshold available.

Glazing

24mm or 28mm glazing units.

Fittings and Hardware

Multi-point locking system fitted as standard.
Wide choice of handle and hinge options - style and colours.



Your home made beautiful
whatever the **style, period** or **location**



MASTERfold
BI-FOLD DOOR SYSTEM BY SELECTA SYSTEMS LTD

Bi-fold Doors

made with **modern PVCu**

As homeowners and housebuilders seek to improve their homes and inject that elusive “wow” factor, the stunning panoramic style of door has become an increasingly popular choice. Panoramic doors enable large glazed ‘walls’ to be created, flooding interiors with natural light and bringing the outside into the home.

The concertina-style folding and sliding design enables the entire doorway to be opened up, seamlessly integrating indoor and outdoor spaces. MASTERfold opens up your home to the outside.

Selecta has developed MASTERfold – a high-performance, secure and visually stunning PVC-U panoramic door system that’s designed for hassle-free operation and maintenance.

It incorporates a host of intelligently designed and precision engineered bespoke components that enable accurate, consistent and straightforward operation.

MASTERfold Bi-fold Door Options

Panoramic bi-folding door openings can be up to five metres wide, with up to six door leaves. The simplistic roller assembly means doors can be configured to meet a customer's individual and personal preferences, from a simple 2/2/0 configuration to a more complex 6/3/3 combination.

A specially designed interlocking trim between door sashes, creates a clean, attractive finish.

The panoramic bi-folding door combinations are all encased within a slimline package with slim sight lines to rival any bi-fold door on the market.

6

The MASTERfold Bi-fold Doors can be configured in a variety of ways depending on your available space. You can have up to 6 sashes opening up your home to the outside



EASI-FOLD Doors

Key Characteristics

- Various EASI-FOLD styles incorporating 2 - 6 sashes.
- Available in open in & open out styles for a variety of installations.
- Internal or external folding sashes.
- Chamfered/Sculptured co-ex glazing bead.
- Advance 70 System.

Appearance

Wide choice of coloured and foiled frames.

Glazing

24mm or 28mm glazing units.

Fittings and Hardware

Multi-point locking system fitted as standard.



NEW!

EASi FOLD



Your home made beautiful
whatever the **style, period** or **location**

NEW!**EASi FOLD** Doorsmade with **modern PVCu**

Panoramic door options have become a very popular choice with homeowners over the last few years as they add that something extra to their homes.

A revolutionary and innovative option to the bi-fold door has been developed in EASi-FOLD giving you a far more versatile panoramic door.

EASi-FOLD Doors, appropriately named because of the simplicity of operation, are a multi-pane set of doors with individually opening sashes with no visible hardware, only a simple handle on the master door.

Having independently opening and sliding sashes enables easier handling when opening and closing, as each sash opens individually and glides effortlessly, pivots and folds into place with ease and little force.

The Advance 70 EASi-FOLD Door is the most user friendly panoramic door option available.

EASi-FOLD Door Options

EASi-FOLD door openings can be up to six metres wide, with six door sashes. The simplistic and easy gliding doors can be configured to meet a customer's individual and personal preferences, from a simple two pane configuration with the choice of the master door on the left or right, to an six sash panoramic door.

There is no visible hardware on the sliding doors, making them look clean and simple.

EASi-FOLD doors are available in a wide colour range to suit your property style and period.

6

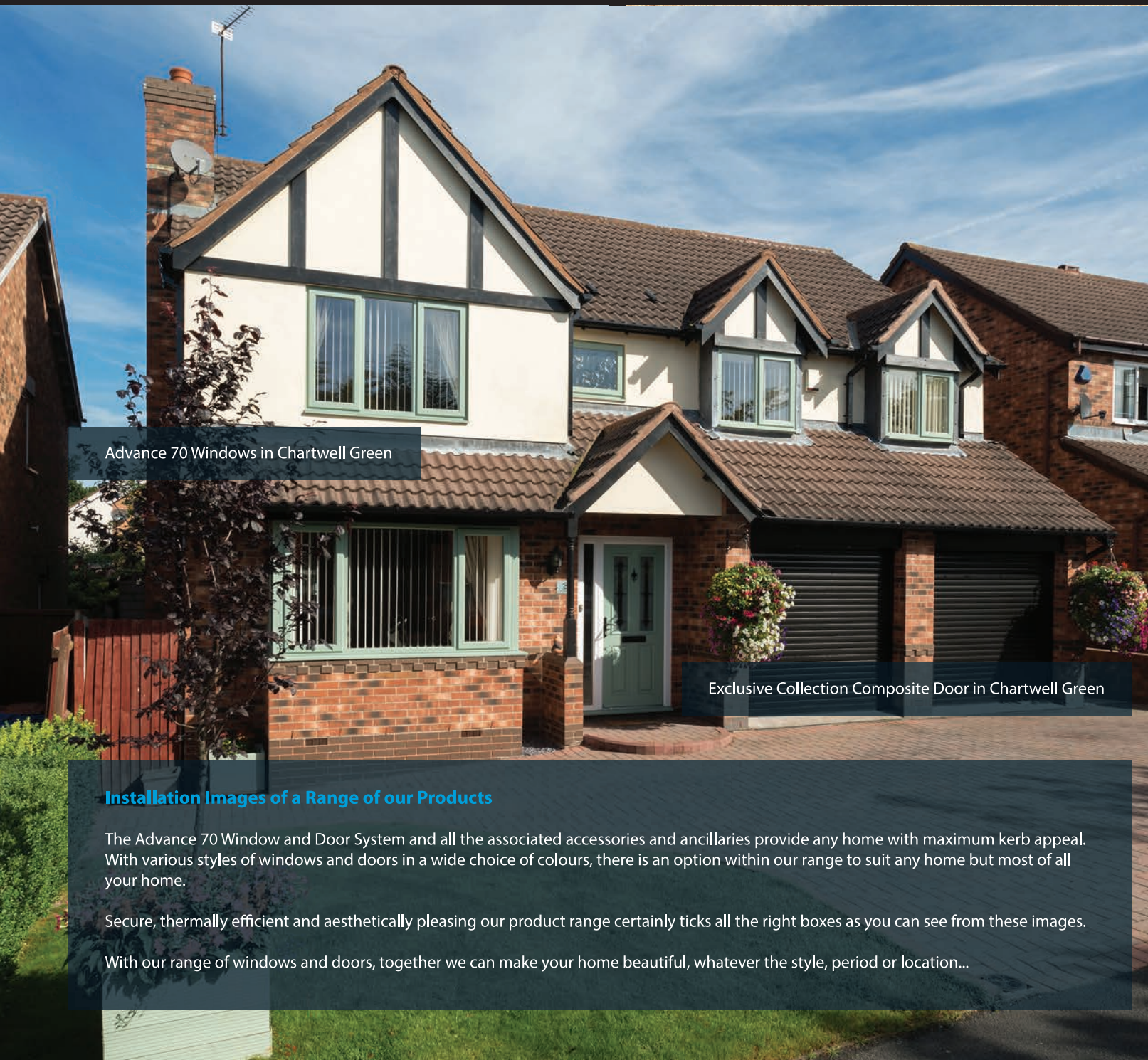
The number of opening sashes you can have up to with an EASi-FOLD Door is 6. You can have a master door either on the left or right of your panoramic doors



Whatever the style, period or location...



Classic Collection Composite Door in White



Advance 70 Windows in Chartwell Green

Exclusive Collection Composite Door in Chartwell Green

Installation Images of a Range of our Products

The Advance 70 Window and Door System and all the associated accessories and ancillaries provide any home with maximum kerb appeal. With various styles of windows and doors in a wide choice of colours, there is an option within our range to suit any home but most of all your home.

Secure, thermally efficient and aesthetically pleasing our product range certainly ticks all the right boxes as you can see from these images.

With our range of windows and doors, together we can make your home beautiful, whatever the style, period or location...



Your home *made beautiful*
whatever the **style, period** or **location**

Installation Gallery



Advance 70 Flush Sash Windows in Irish Oak



Advance 70 Windows in Anthracite Grey

MASTERSlide Patio Doors in Anthracite Grey



Conservatories & Orangeries

made with **modern PVCu**

A conservatory or orangery can be one of the most important additions to any home offering additional space whilst adding beauty and value to a property. This is a major investment that should bring comfort, space, security and enjoyment to the home.

Our tailor-made conservatories and orangeries are all designed to meet your individual needs with many aspects incorporated into the design including aesthetics, light, thermal efficiency, cost and architecture.

All our conservatories and orangeries are intended to bring beauty and warmth to an extra room that can be used all year round.



Choosing the Right Style

Great consideration is given to the style ensuring that it is sympathetic with your home and we offer a broad range of designs. These are customised using our specialised drawing system which effectively demonstrates the look of your new conservatory or orangery.

We give thought to the features including the changes of the seasons, heat differentials throughout the year as well as stained glass options carefully positioned bevels that can enhance the view.

With a conservatory or orangery, vast attention is placed upon security and home safety whilst elegant handles and hinges are offered to ensure that your conservatory is both practically and aesthetically finished. We aim to remove the worries or concerns regarding installation by providing a complete service which includes surveying, planning and building. With a conservatory we endeavour to make sure that your installation is completed with minimal disruption to your home giving you time to enjoy the benefits.



Colours, Styles & Uniqueness

adding a bit of **colour**

Whilst many favour the bright appearance of brilliant white window frames others prefer the more natural appearance of a wood finish product. Therefore to give you the maximum choice we offer rich and luxurious Rosewood or rustic Golden Oak options.

Can't make your mind up? You could always have both with white frames on the inside to blend with the decor and a wooden finish on the outside to suit the exterior of your home.

Want a modern look for your home? Why not choose from a palette of 15 standard foiled colours with Anthracite Grey or maybe a Chartwell Green, Irish Oak or our new Mountain Oak or Desert Oak? The choice is there for you to add your own unique touch.

All styles and shapes are possible and the bead used in the window design can subtly change the angles in the window from a soft curve to a straight edge. It is possible to add a bay or bow window to create a more spacious feel in a room or modern tilt and turn windows may be a practical alternative. We have many combinations available to suit your individual needs.



Hardware

You can choose from an array of safe and secure handles and hardware that will integrate into the overall appearance of your window.

A white slimline handle that blends with the frame maybe your preferred choice or a gleaming, elegant brass or striking chrome could be used to enhance the openings.

The choice is varied and yours!

Speak to your Selecta Fabricator & Installer for your colour and hardware options.

| | | |
|--------------------------|-------------------------------------|---------------------------------------|
| Grained Rosewood | Grained Golden Oak | Grained Anthracite Grey |
| Grained Black / Brown | Grained Cream | Grained Slate Grey |
| Grained White | Grained Irish Oak | Grained Chartwell Green |
| Grained Dark Green | Grained Steel Blue | Grained Dark Red |
| Grained Hazy Grey | NEW Grained Desert Oak | NEW Grained Mountain Oak |



Holiday Home Windows & Doors

with our **Vantage Holiday Home System**

Holiday homes are becoming more popular and people have a close affinity and sense of pride with these properties. It is also expensive to 'upgrade' to the latest models or versions and as an alternative a more economical way of upgrading is to refurb - this is where double glazed windows and doors come in!

Selecta Systems extrude a patent approved holiday home system, Vantage, which has been specially designed for the holiday home market and suits wall thicknesses from 38mm to 98mm.

Replacing old aluminium or single glazed windows with new PVCu double glazed windows and doors will not only give your holiday home improved kerb appeal but will also have other added benefits - increased thermal properties and insulation being the most obvious advantage.



Holiday Home Window & Door Options

You can choose from a variety of different window styles that will compliment your holiday home.

Both the windows and doors are available in a wide colour range giving you more scope to personalise your holiday home.

Upgrading your windows and doors is the perfect economical way to improve the look and thermal performance of your holiday home.



Before

After

Ideal for refurbishment / replacement



Before

After

Ideal for refurbishment / replacement

Technical Information

about modern PVCu

All Selecta Systems window and door products are manufactured from high impact, acrylic modified PVCu. The white PVCu profile is produced in a rigid multi-chamber extrusion, which conforms to BS EN 12608:2003.

Extruded PVCu profile is produced by passing the compound into a heated chamber where high power vacuum and water cooled calibrators ensure that product integrity is maintained throughout the manufacturing process.

The Advance 70 System comes in a smooth white, non-porous gloss finish, however, the range is complemented by an attractive range of woodgrain & coloured foil finishes that have been tried and tested. The finish is stabilised against UV light to prevent any colour shift and meets all the industry standards of BS EN 12608.

PVCu manufacture is a low energy process and the Advance 70 System has a proven track record of low maintenance and long life expectancy. This makes our products more cost effective in the long term with significantly higher levels of both sound and thermal insulation.

The product range from Selecta Systems has been carefully developed to incorporate a wide range of design aspects. Being fully aware of architects, specifiers and building regulation requirements, the design and production planning are vital components to ensuring that the most suitable products are provided for individual projects.

Whilst trading regulations may change from time to time, Selecta Systems provides product solutions that integrate into the existing fabric of any building guaranteeing performance, compatibility and visual appearance.

A wide range of hardware and accessories are also available with the Advance 70 range of products enabling us to provide a complete solution for all design and specification needs.

RTR Bar

(Recycled Thermal Reinforcement)

RTR Bar is reinforcement for PVCu windows and doors manufactured from first generation post consumer waste PVCu - recycled materials. Improved energy ratings can be achieved by using RTR Bar.

Glass Units

The Advance 70 profiles have been designed to accommodate 24mm, 28mm and 40mm glass units - double or triple glazed units.

5 Chambers

The 5 chambers have been designed to maximise the thermal performance of the fabricated window or door.

Gaskets

Gaskets are co-extruded within the profile to provide a weathertight seal - no heat loss and no leaks.

100% Lead Free

Lead free materials are used in the extrusion of all our profile sections.

Low Sight Line

Designed specifically as a low sight line pre-gasketed profile system.

Energy Ratings

Using our products you can achieve 'A' Plus energy ratings thus providing a thermally efficient window or door.



BS EN 12608
PAS 24
KM 84614



BS EN 12608
KM 84612



BS 8529
PAS 24
KM 565686

Secured by Design



Official Police Security Initiative

Selecta Systems
100% LEAD FREE
One of the most environmentally friendly profile systems in the world.
Energy efficient window & door profile

Window Energy Rating

| | | | | | | | | | | | | | | | | |
|--|-----|---|---|------------|--|------------|--|------------|--|------------|--|------------|--|-------|--|--|
| Selecta Systems Ltd | | | | | | | | | | | | | | | | |
| Advance 70 window | | | | | | | | | | | | | | | | |
| Reg. No. 0056/03. Date: 22/07/2010 | | | | | | | | | | | | | | | | |
| <table style="width: 100%; border-collapse: collapse;"> <tr> <td style="width: 10px; text-align: center;">0 +</td> <td style="width: 50px; background-color: #006633; height: 10px;"></td> <td rowspan="7" style="width: 10px; text-align: center; vertical-align: middle;">Energy Rating <small> kWh/m²/year of energy consumption</small></td> </tr> <tr> <td style="text-align: center;">-10 to < 0</td> <td style="background-color: #009933; height: 10px;"></td> </tr> <tr> <td style="text-align: center;">-20 to -10</td> <td style="background-color: #00cc66; height: 10px;"></td> </tr> <tr> <td style="text-align: center;">-30 to -20</td> <td style="background-color: #99cc33; height: 10px;"></td> </tr> <tr> <td style="text-align: center;">-50 to -30</td> <td style="background-color: #ffcc00; height: 10px;"></td> </tr> <tr> <td style="text-align: center;">-70 to -50</td> <td style="background-color: #ff6600; height: 10px;"></td> </tr> <tr> <td style="text-align: center;">-70 +</td> <td style="background-color: #ff0000; height: 10px;"></td> </tr> </table> | 0 + | | Energy Rating <small> kWh/m²/year of energy consumption</small> | -10 to < 0 | | -20 to -10 | | -30 to -20 | | -50 to -30 | | -70 to -50 | | -70 + | | <div style="border: 1px solid black; padding: 5px; display: inline-block;"> <p style="margin: 0;">A</p> </div> |
| 0 + | | Energy Rating <small> kWh/m²/year of energy consumption</small> | | | | | | | | | | | | | | |
| -10 to < 0 | | | | | | | | | | | | | | | | |
| -20 to -10 | | | | | | | | | | | | | | | | |
| -30 to -20 | | | | | | | | | | | | | | | | |
| -50 to -30 | | | | | | | | | | | | | | | | |
| -70 to -50 | | | | | | | | | | | | | | | | |
| -70 + | | | | | | | | | | | | | | | | |

The Window Energy Rating is a relative rating based on a notional house and windows in an average UK location. Actual energy performance will vary with building detailing, usage, local climate and internal temperature.

To Check this label is current visit:
www.thermalratingregister.org

Your home made beautiful

whatever the **style, period** or **location**

Your Selecta Systems Fabricator / Installer is:



SELECTA
SYSTEMS

Selecta Systems Ltd operate a continuous design and development programme and reserve the right to modify any product without any prior notification. Photographs used within this brochure are for representation purposes only. Selecta Systems Ltd are not responsible for any errors or omissions contained within this brochure.

CON002-04/17

for quality **windows and doors** make sure you choose **ADVANCE7**